

**ITALIAS**  
Food Processing Machinery  
AN ISO 9001:2015 CERTIFIED COMPANY

*To increase  
Productivity with  
innovative &  
Reliable Products*

Ultimate Solution for Kitchen

**Food Processing Machinery &  
Hotel Catering Equipment**

**CORE VALUES**

- Innovation
- Quality
- Commitment
- Customer Satisfaction
- Honesty
- Relationship for Life



**AN ISO 9001:2015 CERTIFIED COMPANY**

*Let's Start*

Dear Sir,

We 'ITALIAS' Food Processing Machinery, Established in the year 2017, are Highly Recognized as the Trusted CE Certified & ISO 9001:2015 Certified Manufacturer, Supplier and Service Provider of Kitchen Equipment & Accessories such as Commercial Kitchen Equipment & Restaurant Kitchen Equipment. These are

Manufactured using the Finest Grade Raw-Material and sophisticated technology at our Hi-tech

Manufacturing Unit. We are using

Finest Quality Materials, These Cooking Utensils are Highly Appreciated Among our Esteemed Customers as they are easy to clean and Maintain.

These Products are Available in all the Standard Sizes Keeping in mind our Customer's Convenience.



Our Offered Assortment is Widely Appreciated among our Esteemed Clients due to Their easy to use, low Maintenance, Sturdiness, high Durability and Corrosion Resistance. Keeping in mind the Various Requirements of Clients, We are Offering our wide Range of Products as Per their varied Requirements. Furthermore, these Products can be availed by Clients from us at the Most Reasonable Price.

Truly yours,

For,

## Gravy Machine

Gravy machine used To Make punjabi gravy, Pulp & juice from all green vegetable like tomato, onion, garlic, palak, green peas, beetroot, karela etc. Wet dal crush for idali, dosa, khaman, dalwada, juice from green alva(amlu) pulp from aloe vera to make powder & groundnut & dry fruits.



MODEL	CHAMBER SIZE	WEIGHT	LENGTH	WIDTH	HEIGHT	CAPACITY (Per Hour)
1HP GRAVY	5X3	24	18	12	18	10-15 KG
2HP RUNNING	7X3	35	20	15	27	35-40 KG
2HP RUNN. HV BODY	7X3	36	20	15	27	35-40 KG
2HP DELUXE	7X3	36	21	15	27	35-40 KG
2HP DLX HV BODY	7X3	37	21	15	27	35-40 KG
3HP SUPER DLX	8X4	40	21	15	28	100-130 KG
3HP JUMBO	9X3	42	23	16	29	100-150 KG
5HP GRAVY	12X4	64	23	16	33	200-300 KG
7HP GRAVY	14X6	140	34	24	45	600-700 KG

## 2 In 1 Pulverizer


Our commercial dry grinder are used for grinding different types of products like spices, sugar, leaves, herbal products, cattle and poultry feeds, icing sugar, custard powder, instant food, food colors and allied food production.

MODEL	CHAMBER SIZE	WEIGHT	LENGTH	WIDTH	HEIGHT	CAPACITY (Per Hour)
2HP 2IN1 REGULAR	10X4	45	24	12	34	12 - 15 KG
2HP 2IN1 DELUXE	10X4	46	24	12	34	12 - 15 KG
3HP 2IN1 REGULAR	10X5	51	25	13	38	20 - 25 KG
3HP 2IN1 DELUXE	10X5	54	25	13	38	20 - 25 KG
3HP 2IN1 JUMBO	10X6	61	25	17	43	25 - 30 KG
3HP 2IN1 (JUMBO) DOUBLE CHAMBER	10X6 + 8X4	74	29	18	44	30 - 32 KG
5HP 2IN1	12X6	95	27	22	47	30 - 35 KG
5HP 2IN1 DOUBLE CHAMBER	12x6 + 8x4	96	30	22	47	40-45 KG
7.5HP 2IN1 DOUBLE CHAMBER	13x7 + 8x4	170	41	26	56	65-70 KG



## M. S. Pulverizer

Our commercial dry grinder are used for grinding different types of dry products like spices, salt, garlic powder, sugar, leaves, cattle and poultry feeds Harbel products, custard powder, food colors and allied food production.



MODEL	CHAMBER SIZE	WEIGHT	LENGTH	WIDTH	HEIGHT	CAPACITY (Per Hour)
8" MS PULVERIZER	8X4	37	27	16	33	15 - 20 KG
10" MS PULVERIZER	10X4	45	27	16	34	25 - 30 KG
10" SS PULVERIZER	10X4	40	27	16	34	25 - 30 KG
10" MS PULVERIZER (ALU. CHAMBER)	10X6	50	26	16	35	30 - 35 KG
10" MS PULVERIZER ALU. DOUBLE CHAMBER	10X6 + 8X4	54	41	19	40	35 - 40 KG
12" MS PULVERIZER	12X5	61	32	18	40	40 - 50 KG
14" MS PULVERIZER	14X7	135	50	22	57	70 - 80 KG

## MS - Blower Type Pulverizer

Used to Grinde all type of Spices



CHAMBER SIZE	10 x 5
WEIGHT	64
LENGTH	51
WIDTH	22
HEIGHT	47
CAPACITY (Per Hour)	30-35 KG

## Masala Grinding Machine

Used to Grinde Red Chilli, Turmeric, Cumin Coriander etc.



HP	3
PHASE	Single
CHAMBER SIZE	8 x 10
WEIGHT	83
LENGTH	36
WIDTH	16
HEIGHT	35
CAPACITY (Per Hour)	30-40 KG

## Rice Mill Machine

MODEL	Single	Combo
WEIGHT	52	70
LENGTH	28.5	49.5
WIDTH	16	16
HEIGHT	30	43.5
MOTOR	3 HP	3 HP
CAPACITY (PER Hour)	60-70 Kg.	100-120 Kg.



Single



Combo



## Fully Automatic Flour Mill

Flour mill is used to grind flour from grains like wheat, rice, pearl millet, jowar, Corn etc.



MODEL	CHAMBER SIZE	WEIGHT	LENGTH	WIDTH	HEIGHT	CAPACITY (Per Hour)
1HP 5KG. HOPPER	7X4	45	19	14	33	7 - 9 KG
2HP 5KG. HOPPER	9X4	50	20	15	35	12 - 15 KG



## Table Top Flour Mill

POPULAR ROUND MODEL



DIAMOND SQUARE MODEL



MODEL	Popular Round	Popular Round	Diamond Square	Diamond Square
HP	1	1.25	1	1.25
WEIGHT	26.5	29	27.5	30
LENGTH	13	13	13	13
WIDTH	10	10	10	10
HEIGHT	24	24	24	24
HOPER	3 Kg	3 Kg	3 Kg	3 Kg
CAPACITY (PER Hour)	5-6 Kg.	7-8 Kg.	5-6 Kg.	7-8 Kg.

## Heavy Duty Mixer Machine

Heavy Duty Mixer Machine Specially Used For Gravy of all type Vegetable, Wet and Dry Grinding of Grain and Nut Grinding (Kaju-Katri) Etc.



### Round Model

MODEL	2 LTR.	3 LTR.	5 LTR.	10 LTR.	14 LTR.
HP	0.25	1.5	1.5	2	3
RPM	2880	2880	2880	2880	2880
WEIGHT	11	27	30	37	47
LENGTH	9	10	10	11	15
WIDTH	8	14	14	15	16
HEIGHT	20	23	24	31	38



### Tilting Model

MODEL	5 LTR.	10 LTR.	14 LTR.
HP	1.5	2	3
RPM	2880	2880	2880
WEIGHT	36	41	51
LENGTH	22	23	24
WIDTH	15	17	19
HEIGHT	38	41	51



### Square Model

MODEL	3 LTR.	5 LTR.	9 LTR.
HP	1	1.5	2
RPM	2880	2880	2880
WEIGHT	31	36	38
LENGTH	10	12	14
WIDTH	13	14	15
HEIGHT	28	30	32



### V-Belt Model

MODEL	10 LTR.	15 LTR.	20 LTR.
HP	1	1.5	2
RPM	1440	1440	1440
WEIGHT	45	50	60
LENGTH	25	27	30
WIDTH	14	15	19
HEIGHT	25	26	29

## Vegetable Cutting Machine

Vegetable cutting machine uses to cutting Veg. like shapes in (Square, Chips and Slice).

HP	1.0
WEIGHT	40
LENGTH	20
WIDTH	11
HEIGHT	23
CAPACITY (Per Hour)	150-200 Kg.



(REGULAR)

## Vegetable Cutting Machine

Vegetable cutting machine uses to cutting Veg. like shapes in (Square, Chips and Slice).

HP	1.0
WEIGHT	45
LENGTH	21
WIDTH	11
HEIGHT	20
CAPACITY (Per Hour)	200-250 Kg.



(DELUXE)

## Vegetable Cutting Machine

Vegetable cutting machine uses to cutting Vegetable like shapes in (square, Chips and slice).

HP	2.0
WEIGHT	90
LENGTH	30
WIDTH	20
HEIGHT	25
CAPACITY (Per Hour)	500-600 Kg.



(JUMBO)

## Vegetable Chopping Machine

HP	1.0
RPM	1440
WEIGHT	28
LENGTH	24
WIDTH	25
HEIGHT	17
CAPACITY (PER HOUR)	100-125Kg.



### Cabbage Cutter

HP	1.0
WEIGHT	45
LENGTH	25
WIDTH	19
HEIGHT	35
CAPACITY (PER HOUR)	150-200 Kg.



### Garlic Bulb Breaker Machine

HP	1
WEIGHT	75
LENGTH	35
WIDTH	19
HEIGHT	43
CAPACITY (Per Hour)	80-100 Kg.



### Garlic Peeler

HP	0.25
WEIGHT	14
LENGTH	10
WIDTH	9
HEIGHT	21
CAPACITY (PER HOUR)	10-12 Kg.



### Onion Slicer Machine

Onion Slice Machine used to Slice Cutting

HP	0.5
WEIGHT	41
LENGTH	25
WIDTH	12
HEIGHT	24
CAPACITY (Per Hour)	125 to 150 Kg.



### Onion Cutting (Chopping) Machine

Onion Cutting used to chopping cutting onion and some other Vegetables.

HP	1	2
WEIGHT	25	55
LENGTH	20	23
WIDTH	15	17
HEIGHT	21	26
CAPACITY (PER HOUR)	30-40 Kg.	70-80 Kg.



### Flour (Dough) Kneading Machine

MODEL	HP	RPM	WEIGHT	LENGTH	WIDTH	HEIGHT	AVERAGE TIME
2 KG	0.25	1440	16	16	13	18	2 - 5 Minute
5 KG	0.5	1440	55	29	15	23	5 - 6 Minute
5 KG DELUXE	0.5	1440	46	26	15	25	5 - 6 Minute
10 KG	1	1440	105	37	19	37	8 - 10 Minute
15 KG	1	1440	110	39	21	37	8 - 10 Minute
20 KG	1.5	1440	130	43	25	40	10 - 15 Minute
25 KG	1.5	1440	135	48	28	42	10 - 15 Minute
50 KG	2	1440	165	51	27	45	15 - 20 Minute



### Flour (Dough) Kneading Machine (SS Body)

MODEL	HP	RPM	WEIGHT	LENGTH	WIDTH	HEIGHT	AVERAGE TIME
2 KG	0.25	1440	16	16	13	18	2 - 5 Minute
5 KG	0.5	1440	48	29	16	26	5 - 6 Minute
10 KG	1	1440	75	35	20	33	8 - 10 Minute
15 KG	1.5	1440	78	36	21	34	8 - 10 Minute

## Drum Type Dough Kneading Machine

MODEL	HP	RPM	WEIGHT	LENGTH	WIDTH	HEIGHT	AVERAGE TIME
7 KG	0.75	1440	40	26	14	25	2 - 5 Minute
12 KG	1.5	1440	54	31	15	30	5 - 10 Minute
20 KG	1.5	1440	73	35	19	37	5 - 10 Minute
30 KG	1.5	1440	103	46	20	38	15- 20 Minute
50 KG	2	1440	145	54	21	38	15 - 20 Minute



## Flour Kneading with Dough Ball Making Machine

## Dough Ball Making Machine (Waram Type)



<b>MOTOR</b>	1.5 HP
<b>LENGTH</b>	45
<b>WIDTH</b>	16
<b>HEIGHT</b>	30
<b>WEIGHT</b>	81
<b>CAPACITY (Per Hour)</b>	1500-2000 Piece
<b>BOWL SIZE</b>	2-3 Kg.
<b>KNEADING CAPACITY</b>	10 Kg.



WARAM	Single	Double
<b>MOTOR</b>	1 HP	1.5 HP
<b>WEIGHT</b>	59	88
<b>LENGTH</b>	30	27
<b>WIDTH</b>	16	21
<b>HEIGHT</b>	31	37
<b>CAPACITY (Per Hour)</b>	1500-2000 Piece	2500-6000 Piece

## Roti (Chapati) Pressing Machine

it is uses to make Bhakhri, Chapati, Puri, Thepla

## Automatic Roti (Chapati) Making Machine (Circular Type)

## Automatic Roti (Chapati) Making Machine (Conveyor Type)



<b>HP</b>	1
<b>WEIGHT</b>	95
<b>CAPACITY (Per Hour)</b>	800-1000 Piece
<b>LENGTH</b>	30
<b>WIDTH</b>	22
<b>HEIGHT</b>	19



### ROSTING MACHINE

SIZE : LENGTH - 45", WIDTH - 38" HEIGHT - 33"  
 WEIGHT - 148 KG. BODY : S.S  
 CAPACITY : 800 TO 1000 PCS PER HOUR  
 AVERAGE GAS : 1.5 KG P/H  
 MOTOR : 120 W SPEED CONTROL

### PRESSING MACHINE WITH STAND

SIZE : LENGTH : 26", WIDTH - 18" HEIGHT - 24"  
 WEIGHT - 95 KG. MOTOR : 1 HP  
 CAPACITY : 800 TO 1000 PCS PER HOUR  
 THICKNESS OF CHAPATI : 1 MM TO 4 MM  
 CHAPATI SIZE : 9 INCH MAX.  
 TOTAL POWER : 2 TO 2.5 UNIT P/H  
 MEATING ELEMENT WATT : CERAMIC 2000 + 1800 WATT  
 MATERIAL : STAINLESS STEEL  
 ELECTRIC CONNECTION LOAD : 4.5 KV  
 MACHINE SET SIZE (LXWXH) : 68" X 38" X 33"  
 MACHINE SET WEIGHT : 243 KG




### ROSTING MACHINE

SIZE : LENGTH - 73", WIDTH - 26" HEIGHT - 36"  
 WEIGHT - 350 KG. MOTOR : 1 HP BODY : S.S  
 CAPACITY : 800 TO 1000 PER HOUR  
 AVERAGE GAS : 2.25 KG. TO 2.5 KG. PER HOUR  
 POWER CONSUMPTION : 3 UNIT PER HOUR  
 HEATER : 1800W / 2000W

### PRESSING MACHINE

SIZE : LENGTH - 26", WIDTH - 18" HEIGHT - 24"  
 WEIGHT : 95 KG. MOTOR : 1 HP  
 CAPACITY : 800 TO 1000 PER HOUR  
 THICKNESS OF CHAPATI : 1mm to 4mm  
 SIZE OF CHAPATI : 9 INCH MAX  
 TOTAL POWER USE / HEATER : 2 TO 2.5 UNIT  
 MEATING ELEMENT WATT : CERAMIC 2000 + 1800 WATT  
 MATERIAL : STAINLESS STEEL  
 ELECTRIC CONNECTION LOAD : 4.5 KV  
 MACHINE SET SIZE (LXWXH) : 73" X 26" X 56"  
 MACHINE SET WEIGHT : 450 KG

## Tray (Dish Packing) Sealer Machine



5 Khana  
8 Khana

WEIGHT	22
LENGTH	23
WIDTH	16
HEIGHT	12
COIL	700 WATT
CONTAINER	5 & 8
Die	2



MODEL	SINGLE	DOUBLE
WEIGHT	10.5	12.6
LENGTH	19	20
WIDTH	10	12
HEIGHT	12	12
COIL	300 WATT	500 WATT

## Dough Sheeter With Dough Kneader Machine



SHEET WIDTH 8" SHEET THICKNESS 12mm

HP	WEIGHT	LENGTH	WIDTH	HEIGHT
1.5	94	44	19	30

## Dough Sheeter Machine



SHEET WIDTH 8" SHEET THICKNESS 12mm

HP	WEIGHT	LENGTH	WIDTH	HEIGHT
1.5	70	27	19	30

## Samosa Dough Sheet Machine



ROLLER 18" THICKNESS : Adujustable

HP	WEIGHT	LENGTH	WIDTH	HEIGHT
1.0	72	37	18	25

## Besan Mixing Machine


Besan Mixing Machine Uses To Make Roti, Farsan Besan Mixing



MODEL	5 Kg.	10 Kg.	15 Kg.	20 Kg.
HP	0.5	1	1	1.5
RPM	1440	1440	1440	1440
WEIGHT	65	85	90	110
LENGTH	21	27	28	30
WIDTH	15	20	22	25
HEIGHT	33	39	41	41
AVG. TIME (MINUTE)	8-10	10-12	12-14	15-18

## Farsan (Namkeen) Machine

Farsan Machine Uses To Make Farsan Like Sev, Gathiya, Papdi, Fulawdi, Bundi Etc.



MODEL	7"	9"	10.5"
HP	0.5	1	2
RPM	1440	1440	1440
WEIGHT	55	80	137
LENGTH	40	46	61
WIDTH	11	13	16
HEIGHT	33	38	39
CAPACITY (Per Hour)	60-70 Kg.	100-150Kg.	250-300Kg.

## Nylon Sev Machine

Nylon Sev Machine Uses To Make Nylon Sev & Regular Sev



MODEL	
HP	1.5
RPM	1440
WEIGHT	130
LENGTH	55
WIDTH	21
HEIGHT	72
CAPACITY (Per Hour)	40-50 Kg.

## Fafda Machine

MODEL	SMALL	JUMBO
HP	0.25	0.5
WEIGHT	16	26.5
LENGTH	18	18
WIDTH	09	12
HEIGHT	16	20
GEAR	-	STANDARD
CAPACITY (Per Hour)	30-40 Kg.	55-70 Kg.



## Electric Kadai (Table Top)

Its uses for Fry, like Namkin, Fryms, Samosa, Chips etc.



MODEL	WEIGHT	LENGTH	WIDTH	HEIGHT	CAPACITY
16"	14	19	19	19	6 Ltr.
18"	16	22	22	19	8 Ltr.
20"	18	25	25	19	10 Ltr.
22"	21	27	27	19	15 Ltr.
24"	23	29	29	19	18 Ltr.
26"	25	31	31	19	20 Ltr.
28"	31	33	33	19	25 Ltr.

## Electric Kadai with Stand

Its uses for Fry, like Namkin, Fryms, Samosa, Chips etc.



MODEL	WEIGHT	LENGTH	WIDTH	HEIGHT	CAPACITY
16"	17	19	19	32	6 Ltr.
18"	20	22	22	32	8 Ltr.
20"	21	24	24	32	10 Ltr.
22"	25	24	24	32	15 Ltr.
24"	27	29	29	32	18 Ltr.
26"	29	31	31	32	20 Ltr.
28"	35	33	33	32	25 Ltr.

## Namkeen Masala Mixer (Ribbon Blender)

Namkeen Masala Mixer uses to mixing different type of spices, Powder, Fryms, Namkeen and Pickels etc.



MODEL	1.5 Feet	2 Feet	3 Feet	5 Feet
HP	0.5	0.5	1.5	2
RPM	1440	1440	1440	1440
WEIGHT	50	64	155	195
LENGTH	36	39	65	85
WIDTH	16	19	27	29
HEIGHT	27	29	45	45
DRUM SIZE	18 x 10 x 12	24 x 12 x 14	36 x 20 x 22	60 x 20 x 22
DRUM CAPACITY	5-10 Kg.	15-20 Kg.	40-50Kg.	80-100Kg.

## Coating Pan/Flavoring Pan Machine



MODEL	Running	Tilting	Tilting	Running
HP	0.5	0.5	1	1
RPM	1440	1440	1440	1440
WEIGHT	88	66	90	162
LENGTH	42	41	48	68
WIDTH	19	23	34	37
HEIGHT	38	46	50	51
DRUM SIZE	18" x 18"	18" x 18"	24" x 24"	32" x 32"
DRUM CAPACITY	10-15 Kg.	10-15 Kg.	20-25 Kg.	30-40 Kg.



## Potato Peeler Machine

Potato Peeler Machine uses to Remove upper layer of potato and also in papaya.



MODEL	5 Kg.	10 Kg.	15 Kg.	20 Kg.	25 Kg.	50 Kg.
HP	0.5	0.5	1.0	1.5	1.5	3
RPM	1440	1440	1440	1440	1440	1440
WEIGHT	31	45	70	72	78	134
LENGTH	27	28	30	31	33	48
WIDTH	14	16	18	19	20	28
HEIGHT	28	32	36	39	43	45
AVG. TIME (MIN.)	2-3	2-3	4-5	6-7	6-7	7-8

## Potato Wafer Machine (Regular)

It is used to make wafers from potato, its Cutting in different type like plane wafer, lining wafer, kadukas (khaman) cutting.



HP	0.5
RPM	1440
WEIGHT	50
LENGTH	20
WIDTH	14
HEIGHT	27
CAPACITY (Per Hour)	200-250 Kg.

## Finger Chips Machine with Motor



(Standard Gear Box)

HP	0.5
RPM	1440
WEIGHT	46
LENGTH	25
WIDTH	13
HEIGHT	20
CAPACITY (Per Hour)	150-200Kg.

## Banana Wafer Machine

It is uses to cutting banana wafers, Its cutting in different type like ROUND, OVEL, LONG PATTa.



MODEL	REGULAR	SPEED CONTROLLER
HP	1	1
WEIGHT	45	55
LENGTH	36	43
WIDTH	13	15
HEIGHT	24	34
CAPACITY (Per Hour)	250-300 Kg.	300-350 Kg.

### Dryer Machine (Tilting)

Dryer Machine uses to Remove Extra oil & water (EX. Potato slice, Namakeen, Wet Dal etc.)

HP	1.0	1.5
BOWL SIZE	12 x 14	16.5 x 16.5
BOWL CAPACITY	10-15 Kg.	25-30 Kg.
WEIGHT	75 Kg.	107 Kg.
LENGTH	31	32
WIDTH	25	26
HEIGHT	46	46



### Dryer Machine (Regular)

Dryer Machine uses to Remove Extra oil & water (EX. Potato slice, Namakeen, Wet Dal etc.)

HP	1.0
BOWL SIZE	12 x 14
BOWL CAPACITY	10-15 Kg.
WEIGHT	95
LENGTH	36
WIDTH	24
HEIGHT	29



### Khichi Making Machine



MODEL	10 Kg.	15 Kg.	20 Kg.
HP	1.5	1.5	2
LENGTH	26	27	28
WIDTH	23	23	24
HEIGHT	42	42	45
WEIGHT	107	115	129

### Papad Machine



- Full Steel Body
- Maintenance Free
- Easy to Operate

HP	0.5
RPM	1440
WEIGHT	63
LENGTH	27
WIDTH	18
HEIGHT	30
CAPACITY (PER DAY)	50-60 Kg.

### Hand Dry Fruit Chips Machine



MODEL	SMALL	BIG	WITH MOTOR
HP	-	-	0.25
RPM	-	-	1440
WEIGHT	1.5	5	21
LENGTH	8	11	19
WIDTH	5	7	8
HEIGHT	7	10	19


### Dryfruit Powder Machine (Three Phase)



HP	1.5
RPM	1440
WEIGHT	43
LENGTH	17
WIDTH	17
HEIGHT	26
CAPACITY (Per Hour)	150-200 Kg.

### Dryfruit Tukda Cutting

it is uses to make pieces from Peanut, Almond, Cashew, Pista & Other Dry Fruit



HP	0.25
RPM	1440
GEAR	STANDARD
WEIGHT	28
LENGTH	17
WIDTH	13
HEIGHT	21
CAPACITY (Per Hour)	30-35 KG.

### Dryfruit Chips & Powder

uses to make Slice & Powder from Peanut, Almond, Cashew, Pista & Other Dry Fruit



HP	1
RPM	960
GEAR	-
WEIGHT	30
LENGTH	22
WIDTH	16
HEIGHT	22
CAPACITY (Per Hour)	25-30 KG

### Kaju Musti Machine

it is uses to make Maska, Mava, Penda Polish, Ghotu, Kaju Katri etc.



HP	1.5
RPM	1440
WEIGHT	168
LENGTH	37
WIDTH	30
HEIGHT	41

### Milk Mawa (Khoaya) Machine (Gas)

**Bowl**  
SS 304  
**Bowl Plate**  
18 MM



MODEL	Regular	Tilting
HP	0.5	0.5
WEIGHT	180	200
LENGTH	50	50
WIDTH	31	31
HEIGHT	40	40
BOWL CAPACITY	120 Ltr.	120 Ltr.

### Maska Shreading



HP	0.5
RPM	1440
WEIGHT	84
LENGTH	44
WIDTH	22
HEIGHT	47
CAPACITY (Per Hour)	150-200 Kg.

### Shrikhand Mixing



**BOWL CAPACITY**  
35 Kg.

HP	WEIGHT	LENGTH	WIDTH	HEIGHT
0.5	75	32	22	38

### Laddu Crusher Machine



HP	WEIGHT	LENGTH	WIDTH	HEIGHT
1	50	31	19	28

### Laddu Making Machine



**CAPACITY**  
(Per Hour)  
1200 TO 1500

HP	WEIGHT	LENGTH	WIDTH	HEIGHT
1.5	157	58	26	42

### Wet Dal Machine



MODEL	WITH MOTOR & STAND	WITHOUT MOTOR & STAND
HP / RPM	1 / 1440	-
WEIGHT	56	21
LENGTH	21	20
WIDTH	13	10
HEIGHT	32	18
CAPACITY (Per Hour)	35-40 KG	

### Wet Grinder (Regular)

Wet Grinder uses to make a wet Paste (Khira).  
(Ex. Wet Dal, Rice, Idly, Dosa etc.)



MODEL	2Ltr.	3Ltr.	5Ltr.	7Ltr.	10Ltr.
HP	0.25	0.25	0.5	1	1
WEIGHT	45	60	110	127	150
LENGTH	22	23	30	32	33
WIDTH	15	16	19	21	23
HEIGHT	26	32	36	37	40

### Wet Grinder (Tilting)

Wet Grinder uses to make a wet Paste (Khira).  
(Ex. Wet Dal, Rice, Idly, Dosa etc.)



MODEL	5 Ltr.	7 Ltr.	10 Ltr.	15Ltr.	20Ltr.
HP	1	1	1.5	1.5	2
WEIGHT	89	90	109	160	175
LENGTH	30	32	33	35	37
WIDTH	19	21	23	25	28
HEIGHT	36	37	40	45	48

### Live Steam Dhokla Machine

MODEL	6 TRAY	8 TRAY	10 TRAY	12 TRAY
WEIGHT	43	48	51	58
LENGTH	24	24	24	24
WIDTH	24	24	24	24
HEIGHT	40	45	47	52
TRAY SIZE : 14 x 18 x 1.25				



### Nylon Khaman Machine

MODEL	6 TRAY	8 TRAY	10 TRAY
WEIGHT	56	68	75
LENGTH	28	28	28
WIDTH	24	24	24
HEIGHT	52	56	66
TRAY SIZE : 18 x 18 x 2.5			



### Chatani Machine

Its used for make paste like green chily chatani, boild potato mash etc.

MODEL	WITH MOTOR & STAND	W/O MOTOR & STAND
HP	1.0	-
RPM	1440	-
WEIGHT	49	14
LENGTH	18	15
WIDTH	13	10
HEIGHT	26	11



### Kadukas Bhuka Machine

it is uses to make blade chips. (Ex. carrote, lauki, beatroot, cabbage etc.)

MODEL	WITH MOTOR & STAND	W/O MOTOR & STAND
HP	0.5	-
RPM	1440	-
WEIGHT	43	13
LENGTH	19	17
WIDTH	14	14
HEIGHT	32	18



### Pizza Oven (Electric)



MODEL	10x16	12x18	18x18	18x24	24x24
WEIGHT	17	21	29	31	41
LENGTH	27	29	29	35	36
WIDTH	16	18	24	24	31
HEIGHT	14	15	15	15	15
CAPACITY	4 Pizza	6 Pizza	8 Pizza	10 Pizza	12 Pizza

### Pizza Oven (Gas)



MODEL	10 x 16	12 x 18	18 x 18	18 x 24
WEIGHT	25	33	43	56
LENGTH	23	27	29	29
WIDTH	16	24	24	25
HEIGHT	20	25	26	27
CAPACITY	4 Pizza	6 Pizza	8 Pizza	10 Pizza

### Sandwich Griller



MODEL	SINGLE PLATE	DOUBLE PLATE	IMPORTED	JUMBO
CHAMBER SIZE	11 x 11	11 x 11	9 x 14	15 x 15
WEIGHT	10	16	18	15
LENGTH	17	26	14	22
WIDTH	12	17	17	17
HEIGHT	10	12	8	12
CAPACITY	4 PCS	8 PCS	6 PCS	4 Pcs

### Sugar Cane Cleaning Machine

HP	1.0
WEIGHT	65
LENGTH	16
WIDTH	17
HEIGHT	37
CAPACITY (PER Hour)	150-175Kg.



### Sugar Cane Juice Machine (Compaq)

HP/RPM	0.5
WEIGHT	46
LENGTH	22
WIDTH	8
HEIGHT	17
CAPACITY (Per Hour)	120-150 Glass



### Sugar Cane Juice Machine (Eco)

**FUNCTION :** Overload Tripping & Reverse Forward System Available  
**ROLLER :** 4" (SS 304 with 3 Roller)  
**GEAR :** Standard Gear Box

HP/RPM	1.5	LENGTH	27
WEIGHT	76	WIDTH	17
CAPACITY (Per Hour)	200 Glass	HEIGHT	30



### Sugar Cane Juice Machine (Premium)

**FUNCTION :** Overload Tripping & Reverse Forward System Available  
**ROLLER :** 4" (SS 304 with 3 Roller)  
**GEAR :** Standard Gear Box

HP/RPM	1.5
WEIGHT	75
LENGTH	22
WIDTH	18
HEIGHT	22



### Sugar Cane Juice Instant Chiller Machine

**Compressor :** 1.75 Kcal/WH/651V  
**Condensation Fan :** Hicoool  
**Gas - 134 No. Dryer :** Denfos  
**Water Pump :** 75 GDP (24v)  
**Voltage :** 220 - 230 V  
**Start Power Load :** 5 AMP  
**Size :** H 40" x L 32" x W 24"  
**Weight :** 70Kg (SS-304)  
**Juicer Tank Capacity :** 3 litter  
**Glycol Tank :** 25 litter (Use 20 litter )  
**Temperature Meter :**  
**Sub Zero Touch Screen**



### Carrot (Fruit) Juice Machine

It's used to extract juice from pineapple, Apple, grapes, carrots, pomegranate, Tomato, Carrots and Green Vegetable etc.

MODEL	SMALL	MEDIUM	BIG
BOWL SIZE	0.25	0.5	0.75
RPM	2880	2880	2880
WEIGHT	11	14	20
LENGTH	9	11	12
WIDTH	9	11	12
HEIGHT	14	17	19
CAPACITY (At a Time)	2 GLASS	4 GLASS	8 GLASS



### Mango Pulp Machine



MODEL	SMALL	MEDIUM	BIG
HP	1	1.5	2
WEIGHT	70	95	135
LENGTH	34	43	53
WIDTH	19	22	26
HEIGHT	34	39	40
CAPACITY (PER Hour)	50-100	200-250	400-500

### Orange Juice Machine

It's used to extract juice from Oranges, Mosambi, Anar, Pineapple, Grapes, Sweet lemon and other fruits.

HP/RPM	0.5/1440
WEIGHT	28
LENGTH	17
WIDTH	11
HEIGHT	24
CAPACITY	25-30 KG



### Ice Crusher



RPM	2200
POWER	300W
WEIGHT	4
LENGTH	17
WIDTH	7
HEIGHT	13
CAPACITY (Per Hour)	30-40 KG

### Ice Tukda Machine (Manual)



MODEL	SMALL	BIG
WEIGHT	8	10
LENGTH	17	18
WIDTH	14	15
HEIGHT	16	18

### Bhaji Cutter

Its use for Cutting Palak, Methi, Green Onion etc.



WEIGHT	LENGTH	WIDTH	HEIGHT
6	15	15	15

### Hand Chilly Cutter


It is use for chopping Green Chilly, Ginger etc.



WEIGHT	LENGTH	WIDTH	HEIGHT
9	17	11	22


### Hand Operated Sev Machine

Its used to Make Namkeen & Sev



BOWL	WEIGHT	LENGTH	WIDTH	HEIGHT
1.25 KG	6	28	10	7

### Hand Ope. Potato Slice Machine



WEIGHT	3.5
LENGTH	12
WIDTH	10
HEIGHT	12

### Hand Ope. Salad Cutter Machine



WEIGHT	5
LENGTH	10
WIDTH	19
HEIGHT	12

### Hand Operated Finger Chips Machine



MODEL	CI CASTING BODY / DIE	SS BODY / PLASTIC DIE
WEIGHT	13	5
LENGTH	15	14
WIDTH	7	7
HEIGHT	30	21

### Valona



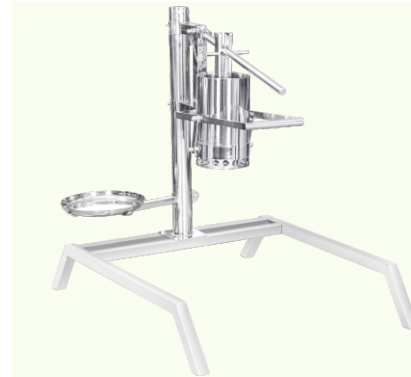
MODEL	60 LTR	100 LTR	200 LTR	500 LTR
HP	0.25	0.5	1.0	2.0
WEIGHT	7	18	25	49
LENGTH	11	8	9	10
WIDTH	10	8	9	10
HEIGHT	28	40	49	68

## Manchurian Ball Cutting Machine



<b>MODEL</b>	<b>AUTOMATIC</b>
<b>HP</b>	<b>0.5</b>
<b>WEIGHT</b>	<b>77</b>
<b>LENGTH</b>	<b>38</b>
<b>WIDTH</b>	<b>21</b>
<b>HEIGHT</b>	<b>39</b>
<b>CAPACITY (PER HOUR)</b>	<b>1400 to 1500 Ball</b>
<b>GEAR BOX</b>	<b>Standard</b>

## Hand Operated Manchurian Ball Cutting Machine



<b>MODEL</b>	<b>MANUAL</b>
<b>HP</b>	<b>-</b>
<b>WEIGHT</b>	<b>24</b>
<b>LENGTH</b>	<b>47</b>
<b>WIDTH</b>	<b>38</b>
<b>HEIGHT</b>	<b>45</b>
<b>CAPACITY (PER HOUR)</b>	<b>-</b>



## Deep (French) Fryer

Deep Fryer uses to Fry like samosa, French Fry, Fryums etc.

MODEL	WEIGHT	LENGTH	WIDTH	HEIGHT
2 Ltr Electric	6	17	7	14
5 Ltr Electric	7	17	11	12
5 Ltr Ele. + Gas	8	17	11	15
14 Ltr Ele. + Gas	15	27	19	19
5 Ltr. Double T/Top	11	22	17	12
5 Ltr. Double With Stand	22	24	21	37

## Coconut Scraper

Its uses for make coconut Paste(Chatani).



<b>HP</b>	<b>0.25</b>
<b>WEIGHT</b>	<b>8</b>
<b>LENGTH</b>	<b>13</b>
<b>WIDTH</b>	<b>11</b>
<b>HEIGHT</b>	<b>11</b>

## Oil Making Machine

Its Used to a home made oil from groundnut, sesame, sunflower, almond, soyabean etc.

<b>HP</b>	<b>0.25</b>	<b>1.0</b>	<b>1.14</b>
<b>WATT</b>	<b>400</b>	<b>1200</b>	<b>2000</b>
<b>WEIGHT</b>	<b>13</b>	<b>40</b>	<b>160</b>
<b>SIZE (LxWxH)</b>	<b>20x8x10</b>	<b>24x9x24</b>	<b>41x22x48</b>
<b>CAPACITY (Per Hour)</b>	<b>2-5 KG</b>	<b>8-10 KG</b>	<b>20-25 KG</b>



## Garbage Crusher Machine Popcorn Machine

Garbage Crusher Machine uses to Crushing waste food in Hotel, Restaurant, Hospital, Hostel etc.

Its used to Make Different Flavour Popcorn




<b>HP</b>	<b>1</b>	<b>LENGTH</b>	<b>22</b>
<b>RPM</b>	<b>1440</b>	<b>WIDTH</b>	<b>32</b>
<b>WEIGHT</b>	<b>50</b>	<b>HEIGHT</b>	<b>17</b>

MODEL	GAS	ELECTRIC
<b>BOWL SIZE</b>	<b>250-300g.</b>	<b>200-250g.</b>
<b>WEIGHT</b>	<b>23</b>	<b>17</b>
<b>LENGTH</b>	<b>23</b>	<b>22</b>
<b>WIDTH</b>	<b>20</b>	<b>16</b>
<b>HEIGHT</b>	<b>38</b>	<b>29</b>




### Charcoal Bar-Be-Que



MODEL	18x12x36	24x12x36	30x12x36
WEIGHT	20	25	28
LENGTH	18	24	30
WIDTH	12	12	12
HEIGHT	36	36	36

### Gas Range (Cooking Range)



MODEL	SINGAL BURNER	DOUBLE BURNER	THREE BURNER
WEIGHT	35	56	90
LENGTH	24	48	72
WIDTH	24	24	24
HEIGHT	32	32	32

### Chapati Bhatti



MODEL	WEIGHT	LENGTH	WIDTH	HEIGHT
18 X 36 X 12	42	40	20	12
18 X 36 X 32	50	40	20	32
24 X 48 X 12	77	52	26	12
24 X 48 X 32	90	52	26	32

### Dosa Bhatti



MODEL	WEIGHT	LENGTH	WIDTH	HEIGHT
18 X 36 X 12	51	40	20	12
18 X 36 X 32	57	40	20	32
24 X 48 X 12	82	52	26	12
24 X 48 X 32	93	52	26	32

### Diesel Bhatti



BLOWER	BURNER SIZE	WEIGHT	
35 No.	280 MM	66	
LENGTH	WIDTH	HEIGHT	DOME SIZE
49	15.5	28	15 x 15

### SS Sink Unit



MODEL	LENGTH	WIDTH	HEIGHT
Single Sink	24	24	34
Two Sink	48	24	34
Three Sink	72	24	34

### Kitchen Steel Working Table



MODEL	LENGTH	WIDTH	HEIGHT
1 - Under Self	46	24	32
2 - Under Self	46	24	32
1 - Under Self	60	24	32
2 - Under Self	60	24	32
1 - Under Self	72	24	32
2 - Under Self	72	24	32

### Kitchen Steel Pick-Up (Service) Table



MODEL	LENGTH	WIDTH	HEIGHT
1 - Under Self	46	24	32
2 - Under Self	46	24	32
1 - Under Self	60	24	32
2 - Under Self	60	24	32
1 - Under Self	72	24	32
2 - Under Self	72	24	32

**Service Trolley**



**Masala Trolley**



**Single Sink with Table**



**Soiled Dish Table**



**Dining Table**




**Rack**



**Masala Peti**

Available in  
500 Gm. & 1 Kg.



**S.S. Tandoor**



**M. S. Tandoor**



**Stokpot Burner**



**Bain Marie (GN PAN)**



**Bain Marie (Round Bowl)**



**G. N. Pan & S. S. Chowki**





**Induction Plate**



**Conveyer Toaster**



**Pop-up Toaster**



**Pizza-Makeline**



**Waffle Baker**



**Bread Slicer**



**Deck Oven**



**Potato Tornado Cutter**



**Commercial Blender**



**Under Counter Freeze**



**4 Door Vertical Freeze**



**Water Cooler**



**Ice Cube Machine**



**Chopping Board**



**Soup Station**

(Black Coated)



**S.S. Soup Station**



**Chaffing Dish**



**Sizzler & Brownie Plater**



**Planetary Mixer**



**Spiral Mixer**



**Hand Operated Juicer**



**Instant Masala Grinder**

350 GRM  
500 GRM  
1000 GRM  
2000 GRM



**Chocolate Fountain**



**Slush Machine**



**Juice Dispenser**



**Warming Shawcase**



**Hot-Pot & Tea Thermos**



*Delivery On Time Every Time*



**D&V EXPORTS**

Reg. Office : PLOT No 5 Street 9 ,  
Gopal Nagar Haibowal Kalan  
Ludhiana, Punjab (India) - 141001

+91-7528955722

dnvimpexp@outlook.com

www.dnvexports.com